

1

A

B

C

2

3

4

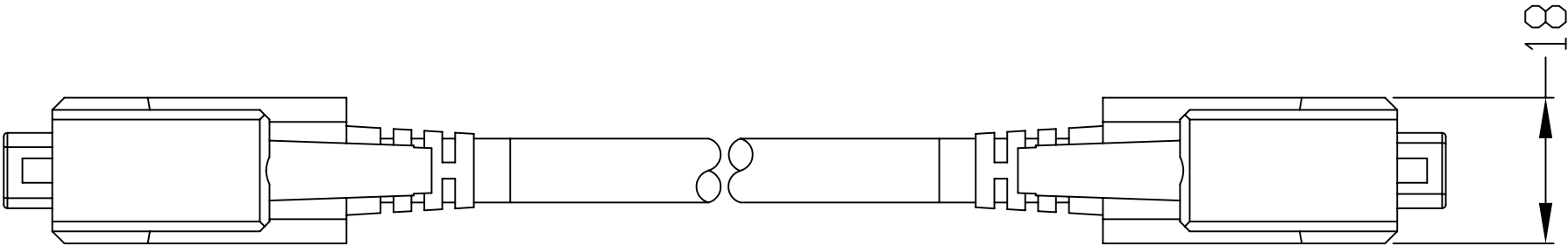
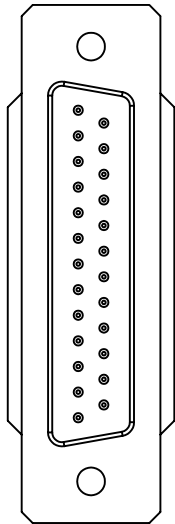
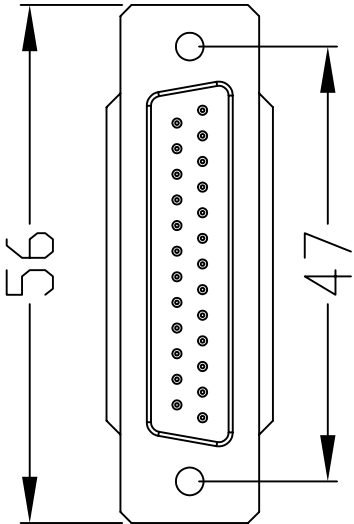
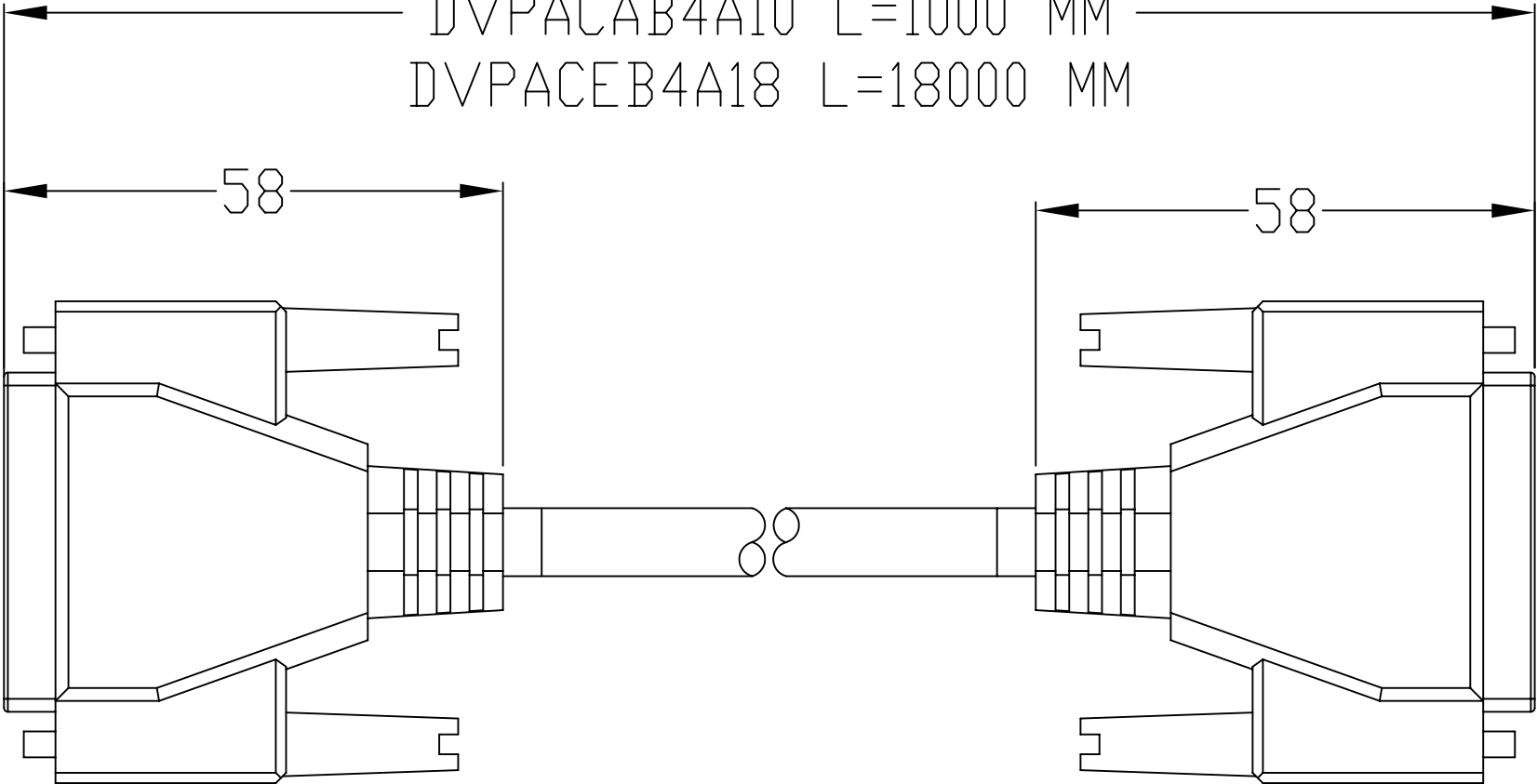
REV. ECN NO.

00 -----

DVPACAB4A09 L=900 MM

DVPACAB4A10 L=1000 MM

DVPACAB4A18 L=18000 MM



**台達電子工業股份有限公司**  
**DELTA ELECTRONICS, INC.**

THESE DRAWINGS AND SPECIFICATIONS ARE THE  
PROPERTY OF DELTA ELECTRONICS, INC. AND  
SHALL NOT BE REPRODUCED OR USED AS THE  
BASIS FOR THE MANUFACTURE OR SELL OF  
APPARATUSES OR DEVICES WITHOUT PERMISSION.

DRAWING NAME:  
Cable PLC-PLC-4A09,10,18

USED ON

DRAWN:

DATE:

DIMENSIONAL TOLERANCES  
( ) ( ) ( ) ( ) ANGLES  
DECIMALS <50 ±0.1 <50 ±0.15 <50 ±0.2 <30° ±0.1°  
X ±0.3 >50~100 ±0.15 >50~100 ±0.2 >50~100 ±0.25 >30°~60° ±0.3°  
X.X ±0.2 >100~200 ±0.2 >100~200 ±0.25 >100~200 ±0.3 >60°~90° ±0.5°  
X.XX ±0.1 >200~ ±0.2% >200~ ±0.25% >200~ ±0.3%

A3  
SIZE  
THIRD ANGLE  
PROJECTION

PART NO.:  
REV.

UNIT mm

SCALE SHEET 1 OF 1

1

2

3

4